



D.A.V. PUBLIC SCHOOL, NEW PANVEL

Plot No. 267, 268, Sector-10, New Panvel,
Navi Mumbai-410206 (Maharashtra).
Phone 022-27451793, 27482276


Email- davnewpanvel@gmail.com , www.davnewpanvel.com

SYLLABUS FOR STD. II 2020-2021

Name:- _____ Div. _____ Roll No. _____ Class Teacher :- _____

Note:-

1. For subject English and Hindi- Grammar concepts will be included in all the three evaluation.
2. For subject Mathematics –Mathematical concepts will be included in all the three evaluations.



SUBJECT: ENGLISH

Evaluation-I

LESSON	ORALS	GRAMMAR	ACTIVITY
<ul style="list-style-type: none"> • Sheetal (Reading) • Riddle Time(Reading) • Puss and the Parrot (Reading) • The Helpful friends • Little Pussy (Poem) • A Spark in the Dark • The Sailing Trip • A Mouse in the House • The Rainbow (Poem) • The Magic Matchbox • Where is the Pink Whale? • The Crows Nest (Reading) 	<ul style="list-style-type: none"> • Recitation • Show and tell 	<ul style="list-style-type: none"> • Articles- “a” and “an” • Present tense – use of is, am, are, has and have • Naming Words • Replacing Words • Doing Words • Preposition 	<ul style="list-style-type: none"> • Word train. • Jumble words(action words).
		<p style="text-align: center;">CREATIVE WRITING</p> <ul style="list-style-type: none"> • Composition - My School library. • Comprehension • Note Writing- Thank you 	

Evaluation-II

LESSON	ORALS	GRAMMAR	ACTIVITY
<ul style="list-style-type: none"> • The Foamy Soap • Let's Draw (Poem) • When I was a Baby (Reading) • Hanuman • The Silver Tray • An Inch of Gold • What did Sheetal...? (Reading) • The Sparrows 	<ul style="list-style-type: none"> • Speak about daily routine • Story reading 	<ul style="list-style-type: none"> • Describing Words • Past Tense - Use of had, was, were • Punctuation-Use of capital letter, full stop 	<ul style="list-style-type: none"> • Visit a place and describe it. • Story narration. • Sequence the given story.
		CREATIVE WRITING	
		<ul style="list-style-type: none"> • Composition - My Teacher. • Note writing- Sorry Note • Comprehension 	


Evaluation -III

LESSON	ORALS	GRAMMAR	ACTIVITY
<ul style="list-style-type: none"> • Wonder (Poem) • Two Shops • The School in the Jungle • Whose is it? (Reading) • That's your bag, not mine • The Swing (Poem) • Tomorrow will be a holiday (Reading) • Raghu, The Dreamer 	<ul style="list-style-type: none"> • Story narration • Newspaper reading 	<ul style="list-style-type: none"> • One and Many • Mine, yours, ours, theirs • Frame the question • Future Tense – use of 'will' 	<ul style="list-style-type: none"> • Five sentences on my dream house using future tense. • Picture composition
		CREATIVE WRITING	
		<ul style="list-style-type: none"> • Composition - Our National Flag. • Letter Writing • Comprehension 	

ENGLISH PAPER PATTERN

1. Dictation
2. Arrange the jumbled words to form meaningful sentence.
3. Answer the following questions.
4. Who said the following lines?
5. Rhyming words.
6. Write the meanings and make sentences.
7. Choose the correct word from the help box.
8. Put '✓' if the sentence is right and 'X' if it is wrong.
9. Look at the pictures and write the names.
10. Tick the right answer.
11. Match the following.
12. Encircle the correct word to complete the sentences.
13. Fill in the blanks with replacing words.

14. Choose the suitable preposition and fill in the blanks.
15. Underline / Encircle the naming words and describing words from the given passage / sentence.
16. Look at the picture and complete / Fill in the blanks with doing words / Encircle the doing words.
17. Write the opposites.
18. Punctuate the following.
19. Rewrite the sentences by changing the tenses.
20. Unseen passage comprehension / Picture comprehension.
21. Thank you / Sorry note.
22. Write 4 / 5 sentences on a given topic.
23. Story sequence.



विषय : हिन्दी

प्रथम मूल्यांकन

पाठ	मौखिक	व्याकरण	क्रियात्मक कार्य
<ul style="list-style-type: none"> • सीखो (पठन) • ठीक काम करें • दादी का गाँव • मेहनत का फल • जन्मदिन (पठन) • दाँत का दर्द • बाल दिवस • प्यारे पेड़ (पठन) 	<ul style="list-style-type: none"> • कविता पठन • आप अपना जन्मदिन कैसे मनाते हैं कक्षा में सुनाइए । 	<ul style="list-style-type: none"> • भाषा अभ्यास पृष्ठ 1 से 35 नाम वाले शब्द, संख्या लेखन (1 से 10) । • लेख लेखन : मेरी पाठशाला • कहानी लेखन • गद्यांश 	<ul style="list-style-type: none"> • कूड़ेदान बनाकर स्वच्छता पर स्लोगन लिखिए । । • पेड़ का चित्र बनाकर पेड़ से मिलने वाली उपयोगी वस्तुओं का चित्र चिपकाइए । • दाँतो का मोडल बनाकर उनकी साफ सफाई के बारे में जानकारी दीजिए ।

द्वितीयमूल्यांकन

पाठ	मौखिक	व्याकरण	क्रियात्मक कार्य
<ul style="list-style-type: none"> • बादल (कविता) • दो तोते • चतुर चीकू • सीख • मेला • रोटी (पठन) • राजू का सपना 	<ul style="list-style-type: none"> • समाचार पत्र पठन • कहानी पठन । 	<ul style="list-style-type: none"> • भाषा अभ्यास पृष्ठ 36 से 58 सर्वनाम, गुण वाले शब्द, सप्ताह के दिन, संख्या लेखन (1 से 20) । • लेख लेखन : मेला • कहानी लेखन • गद्यांश 	<ul style="list-style-type: none"> • वर्षाऋतु पर कोई छोटी कविता सुनाइए । • रोटी पाठ का नाटकिय अभिनय । • मेले के चित्रों का कोलाज बनाइए ।


--	--	--	--

पाठ	मौखिक	व्याकरण	क्रियात्मक कार्य
<ul style="list-style-type: none"> अभ्यास रेल रोबोट टेलीफोन की घंटी (पठन) यह दिल्ली है 	<ul style="list-style-type: none"> वाचन - मेरी रेल यात्रा पठन व उच्चारण । 	<ul style="list-style-type: none"> भाषा अभ्यास पृष्ठ 59 से 74 रंगों, दिशाओं, महीनो के नाम, संख्या लेखन (1 से 30) लेख लेखन : मेरा प्रिय त्योहार पत्र लेखन कहानी लेखन गद्यांश 	<ul style="list-style-type: none"> दिल्ली के दर्शनीय स्थलों का कोलाज । रोबोट का मॉडल बनाकर उसके बारे में वर्णन कीजिए ।

तृतीयमूल्यांकन

HINDI PAPER PATTERN

श्रुतलेखन	सही शब्द पर गोला लगाइए ।
सही शब्द चुनकर वाक्य पूरे करें ।	शब्दों को क्रम से लिखिए ।
रिक्त स्थान की पूर्ति करें ।	उचित मात्रा लगाकर शब्द बनाइए ।
'हाँ' या 'नहीं' में उत्तर लिखिए ।	अशुद्ध शब्दों को शुद्ध करके लिखिए ।
जोड़े मिलाइए । वाक्य बनाइए । वाक्य बनाइए ।	संज्ञा शब्दों को चुनकर लिखिए ।
एक शब्द, एक वाक्य में उत्तर लिखिए ।	सर्वनाम, विशेषण, क्रिया शब्दों पर गोला लगाइए ।
किसने कहा, लिखिए ।	लिंग, वचन, विपरीत शब्दों को बदलकर लिखिए ।
सही शब्द पहचान कर उन्हें रेखांकित कीजिए ।	दिए गए शब्दों के समान लय वाले शब्द लिखें ।
क्या, कौन अथवा कहाँ लगाकर प्रश्न बनाइए ।	अनेक शब्दों के लिए एक शब्द लिखें ।
कविता की पंक्तियाँ पूर्ण कीजिए ।	विस्मयादिक बोधक शब्द चुनकर लिखिए ।
चित्र को पहचानकर उनके नाम या वाक्य लिखें	कि, की लगाकर और है, हैं लगाकर खाली स्थान भरिए ।
चित्र देखकर वर्ग पहेली या शब्द सीढ़ी पूर्ण करें ।	शब्द जोड़कर नए शब्द बनाइए ।
शब्दों में 'ता' अथवा 'ई' लगाकर शब्द बनाइए ।	लेख लेखन, पत्र लेखन, कहानी गद्यांश ।



SUBJECT: MATHEMATICS

Evaluation-I

LESSONS	ORAL	ACTIVITY
<ul style="list-style-type: none"> • Numbers till 100 • Numbers up to 999 • Addition • Tables 2 to 5 	<ul style="list-style-type: none"> • Ordinal numbers • Addition 	<ul style="list-style-type: none"> • Write expanded and standard form of 3-digit numbers. • 3-digit number addition on abacus using bindis. • Ascending & Descending order of 3- digit numbers.

Evaluation-II

LESSONS	ORAL	ACTIVITY
<ul style="list-style-type: none"> • Subtraction • Money • Shapes-cube, cuboid ,sphere,cone & cylinder • Odd and Even • Time • Tables 2 to 7 	<ul style="list-style-type: none"> • Mental Maths • Reading the calender 	<ul style="list-style-type: none"> • Search and encircle the 5 shapes from the given pictures. • Make a clock using paper plates and show the time. • Make a notes and coins using marble paper and add.

Evaluation -III

LESSONS	ORAL	ACTIVITY
<ul style="list-style-type: none"> • Multiplication • Weight • Capacity • Length • Fractions • Tables 2 to 10 	<ul style="list-style-type: none"> • Tables 2 to 10 • Recognize the different fractions 	<ul style="list-style-type: none"> • Show the multiplication in repeated form. • Fractions- Show the fraction. • Encircle the correct unit of measurement.

MATHEMATICS PAPER PATTERN

1. Mental Sums.
2. Fill in / complete the sequence / series (before, after, between, shapes, multiplication).
3. Write the numerals/ number names.
4. Write the ordinal numbers / State the position of the following.
5. Write the Ascending order/ Descending order of the following.
6. Add /Subtract the following (simple, carry over & borrowing addition / subtraction).
7. Addition, Subtraction & Multiplication(Capacity, Length, Weight, Money).
8. Draw / Measure the lengths of the given objects using a scale.
9. Word problems on Addition, Subtraction & Multiplication.
10. Draw the clock and write the time.
11. Shade as directed (Fraction) / Write the fraction of the shaded part.
12. Shapes –Write the edges, vertices & faces.
13. Write in the expanded form.
14. Place Value.
15. Choose the correct answer.



SUBJECT: ENVIRONMENTAL SCIENCE

Evaluation-I

LESSONS	ORALS	ACTIVITY
<ul style="list-style-type: none"> • More About Me • More About Personal Cleanliness and Good Habits • Our Food • Our Clothes • A House to live In 	<ul style="list-style-type: none"> • Group discussion - body parts and its functions • Group discussion - Clothing 	<ul style="list-style-type: none"> • Personal cleanliness(enact advertisement.) • Collage making on plants and animal products. • Model of different rooms.

Evaluation-II

LESSONS	ORALS	ACTIVITY
<ul style="list-style-type: none"> • Neighbourhood • Plants Around Us • Animals Around Us • Living and Non Living Things 	<ul style="list-style-type: none"> • Group discussion - Neighbourhood places • Group discussion - Animals and birds 	<ul style="list-style-type: none"> • Making plates from leaves. • Classify and collect pictures of land, water, air animals. • Classification- living/non-living

--	--	--


Evaluation -III

LESSONS	ORALS	ACTIVITY
<ul style="list-style-type: none"> • Water • Weather and Seasons • Means of Transport • Traffic Rules • Important Days • Great Men of Arya Semaj 	<ul style="list-style-type: none"> • Slogan - Water conservation • Discussion - Traffic rules 	<ul style="list-style-type: none"> • Poster making activity . • Prepare tricolour kite.

E.V.S. PAPER PATTERN

• Missing letters	• Circle the odd one
• True or false	• Complete the following
• Fill in the blanks	• Name the following
• Choose the correct answer	• Write 2 /3 examples of the following
• Match the following	• Question and answers
• Puzzle	• Give reason
• Draw / name the given pictures	• correlate

SUBJECT: MARATHI (ORAL)



<u>Evaluation I</u>	<u>Evaluation II</u>	<u>Evaluation III</u>
वाराखडी - 'अ' ते 'अः', 'क' ते 'ज्ञ' अंकाची नावे - 1 ते 10 बालगीत	फलंजी, फुलांची नावे अंकाची नावे - 1 ते 25 बालगीत	अक्षर ओळखा paṅyaacaI naavao बालगीत

SUBJECT: DANCE

<u>Evaluation -I</u>	<u>Evaluation -II</u>	<u>Evaluation -III</u>
Theory – hand gestures (hasta Mudra's).	Theory – Mudra's of Animals with music.	Information of what is dance and why dance
Shloka – Guru Vandana.	Basic Rhythmic Movements.	Medley Songs Performance.

1 dance on song (Folk, Traditional).

1 dance on song (Folk, Traditional).

Theme base Performance (Preparation of Annual Cultural Presentation)..

SUB: - MUSIC

Evaluation -I	Evaluation -II	Evaluation -III
<ul style="list-style-type: none">• Swar Gyan• Basic Notes – Sa Re Ga Ma Pa Dha Ni.....• National Anthem• Prayer - Gayatri Mantra• Actions songs.....	<ul style="list-style-type: none">• Prayer – There shall be• National Song• Marathi Action Song – chandoba gurujinchi shala....• Flag Song– vijay wishva tringa	<ul style="list-style-type: none">• Hindi Song – fuloon ka taroon ka• Patriotic Song – Sare jahanse aacha.....• National Song• Flag Song–

SUB: GENERAL KNOWLEDGE

Evaluation - I	Evaluation - II	Evaluation - III
<ul style="list-style-type: none">• Dancers of different states• Places where things are made• Games and premises• Great Personalities• Current Affairs	<ul style="list-style-type: none">• Animal facts• Places where things are kept• Abbreviations• Festivals and important days• Current Affairs	<ul style="list-style-type: none">• People at work• First in India• Solar system• Current Affairs



DHARMA SHIKSHA / NAITIK SHIKSHA

Evaluation -I	Evaluation -II	Evaluation -III
<ol style="list-style-type: none">1 प्रार्थना2 ओंकार परिचय3 ओम् की महिमा4 ओम् का लेखन और उच्चारण5 गायत्री मंत्र6 कृतज्ञता	<ol style="list-style-type: none">1 कर्तव्य2 चित्रमाला3 विनय4 आदर्श पुत्र श्रवण कुमार5 प्रेरणा	<ol style="list-style-type: none">1 ध्यान की बातें2 भजन3 अच्छा बालक कौन है4 प्रश्नोत्तर5 सन्ध्या उपासना

SUB : ART & CRAFT

EVALUATION – I	EVALUATION – II	EVALUATION – III
<p><u>Drawing</u></p> <ul style="list-style-type: none">• Post office• Parrot• Fruit basket• Balloon seller• Rainy day• Kite flying• Step by Step Pg no 2 to 6 <p><u>Craft</u></p> <ul style="list-style-type: none">• Clay model (Animals)• Pencil scrap flowers• Pencil scrap flowers	<p><u>Drawing</u></p> <ul style="list-style-type: none">• Step by Step Pg no-7 to29. <p><u>Craft</u></p> <ul style="list-style-type: none">• Collage work.• Diwali greeting card.• Ice cream stick activity.	<ul style="list-style-type: none">• Step by Step Pg no-30 to 40. <p><u>Craft</u></p> <ul style="list-style-type: none">• House.• Magical Greeting card.

Information and Communication Technology(ICT)

EVALUATION – I	EVALUATION – II	EVALUATION – III
<ul style="list-style-type: none">• Computer World• Uses of Computer.	<ul style="list-style-type: none">• Parts of Computer.• Operating a Computer.	<ul style="list-style-type: none">• Using the Keyboard• Using the Mouse.

